




STINT



ISLAND POKÉ

Aloha Ambassador

Here's everything you need to know
about the Aloha Ambassador Stint Team.



About the role

As an **Aloha Ambassador**, you'll embody Island Poké's Qualities (IPQ's) to deliver delicious Poké bowls to their guests, following their **Steps of Service**.

You'll be key to the smooth running and success of your island and creating a unique experience for their customers.



Island Poké Qualities (IPQ's)



Energy:

Engaging, welcoming and not shy. Be comfortable talking to others while following Island Poké's Steps of Service. Treat the island like a stage!



Ohana:

Ohana means "family". Create an enjoyable and welcoming environment for both guests and colleagues by supporting and helping each other.



Going beyond the bowl:

Demonstrate a genuine care for customer service and always do the right thing by them. Make every interaction a unique experience.

You will be responsible for:

1. Serving customers and following the Island Poké Steps of Service.

2. Operating the till.

3. Preparing Poké bowls to order.

4. Supporting with delivery and the click and collect orders.

5. Making the management team aware of any ingredients that may be running low.

Remember to be Stint SHARP to get a 5 star rating:



S **Start on time**

We recommend arriving at least 5 mins early to make a great impression! Check in with the QR code.



H **High Speed**

Do your tasks as efficiently as possible! And don't go on your phone.



A **Attitude**

Be proactive, smiley and happy to do any task. Ask if you need help.



R **Reliability**

Don't cancel a Stint with less than 24hrs notice, and don't leave your Stint early if it's not an emergency.



P **Prepare for your Stint!**

Make sure your uniform is nice and clean, and plan your journey. All the info you need is on the app!

[Check out our Stint SHARP video too](#)



Got questions?

Our team are always happy to help!



Help Centre

We have a range of helpful articles available in our online [Help Centre](#).



Live Chat

Why not test our brand new Live Chat? Simply open the app and go to:

Account > Help > Live Chat

STINT